

B-290 Series



Entry-Level Lab Upright Microscopes

Best Value-for-Money Solutions & Versatile Use

SUITABLE FOR UNIVERSITIES, EXPERTS & ROUTINE LABS

- » The ideal choice for common lab requirements
- » Simply engineered for life-science
- » Ready for phase contrast and darkfield

EXCELLENT PRICE/PERFORMANCE RATIO

- » N-PLAN objectives (160 mm or IOS) for flat images on 20 mm FN
- » Fixed Koehler illumination for crisp and contrasted images
- » Rounded edge, rackless stage to prevent scratches

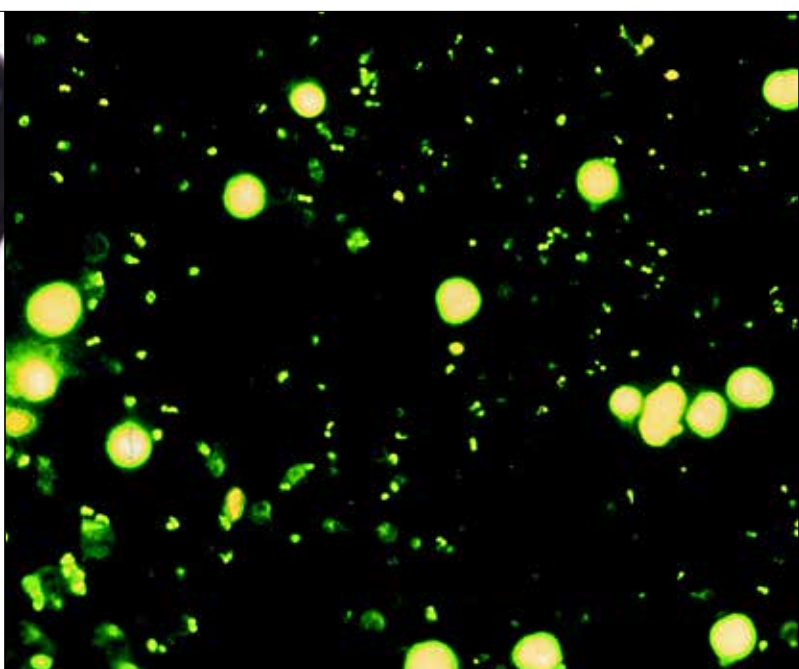


B-290TB - BREAK NEW GROUND WITH WINDOWS TABLET

- » Large touch-screen of 10.8" with fast, responsive and smooth control
- » 360° rotatable, tiltable and easily detachable
- » Simultaneous camera & power connection for long-term operation

B-290LD SERIES - ON-FIELD TBC & MALARIA DIAGNOSIS

- » Ultra-convenient LED fluorescence, blue filter
- » No waiting time, immediate operation
- » Cost-effective, money-saving technology



100x Oil/Water Objective – Only at OPTIKA

2

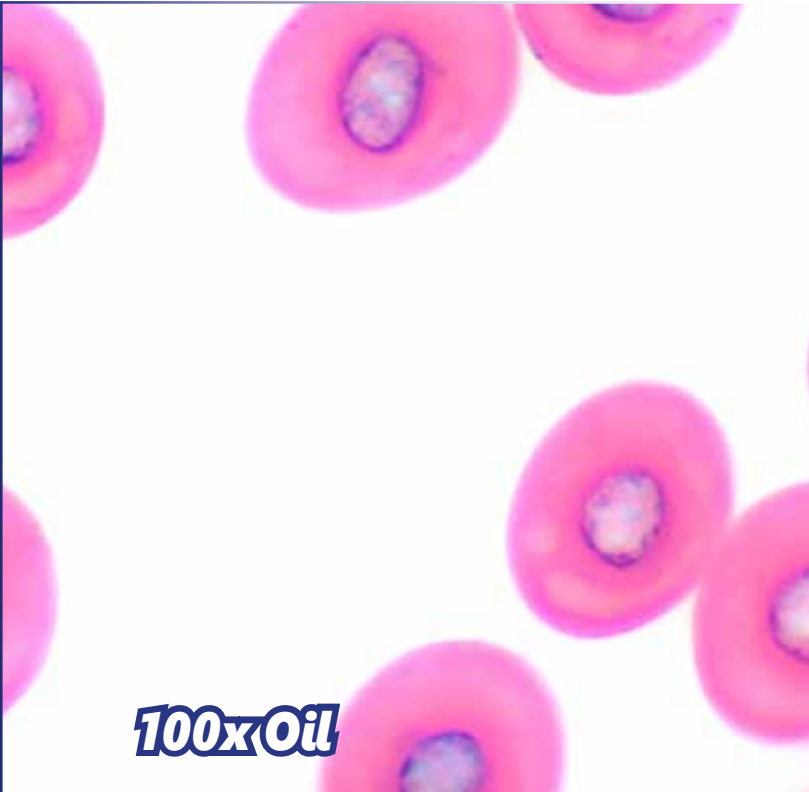
SAME OBJECTIVE FOR OIL AND WATER USE

- » Oil represents the best media for high numerical aperture
- » Water combines results with convenience
- » Water is recommended especially for educational purposes

UNPARALLELED TIME & MONEY SAVING

- » Save time by forgetting about tedious cleaning
- » No time-wasting procedures for maintenance
- » No additional expenses due to inappropriate cleaning

Laboratory



100x Oil



100x Water



X-LED³ – Only Available at OPTIKA

STATE-OF-THE-ART ILLUMINATION SYSTEM

- » Uncomparable light intensity, exclusive lens & collector design
- » Constant pure-white colour temperature at all intensity levels
- » Unmatched color fidelity, uniformity and brightness

CUT ELECTRICITY BILLS BY 90%

- » Money & energy saving, only 3.6 W
- » More efficient brightness than a 50 W halogen lamp
- » LED long lifetime (65,000 hours = 22 years at 8 hours/day usage)



Halogen

X-LED³



Multi-plug power supply

IOS & Professional Features

LABORATORY GRADE OPTICS FOR OUTSTANDING IMAGES

- » Planachromatic optics
- » Designed to ensure field flatness on 20 mm (N-PLAN)
- » IOS Infinity corrected optical system

FULL CONTROL OF YOUR IMAGES

- » Fully settable condenser for perfect imaging
- » Easy to set objective-coded iris diaphragm, focusable & centrabale
- » Phase contrast and darkfield slider available



B-290 Series

This series incorporates all the experience gathered by OPTIKA Microscopes in the field of light microscopy, adapted specifically for common laboratory applications. Suitable for routine microscopy with brightfield, darkfield, phase contrast and LED fluorescence, designed to last.

X-LED³ Exclusive Lighting Source

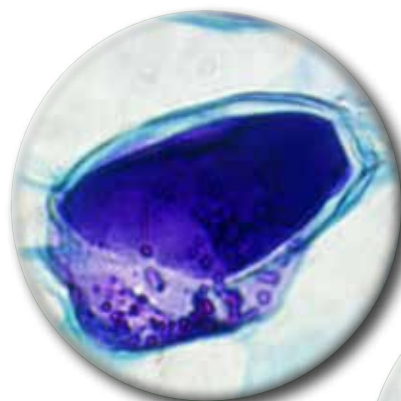
Special technology able to double the light intensity for incomparable performance, ensuring constant pure-white colour temperature (6,300K colour temperature). Relevant money and energy saving thanks to the incredibly low energy consumptions which allows you to cut the electricity bills by 90%!
The electric consumption (3.6 W only) proves the high efficiency of this system: incredibly high light intensity combined with low consumption.

Safe And Convenient Operations

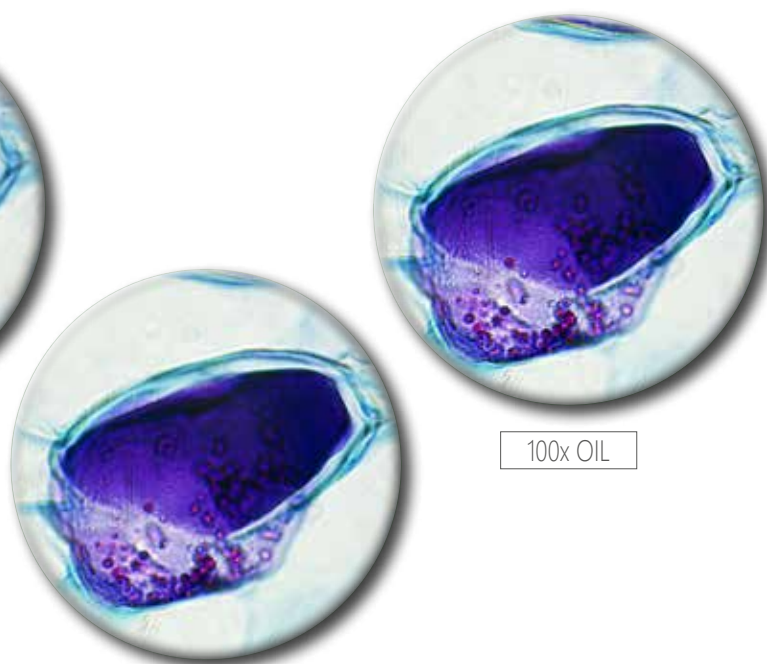
Rounded edge rackless stage has been designed with a belt-driven mechanism that allows a smooth movement without any protruding part.
This design gives you a more compact solution and lowers any risk of injury after accidentally hitting the rack with your hands.

Clear Observation With 100x Objective

Students and basic users will enjoy B-290 Series for the clear and sharp images they can get using 100x objective with water, thanks to the extremely bright X-LED³ light source and the fully centerable Abbe condenser. Forget about the tedious lens cleaning you are used to when using 100x objective: dirt and dust will not affect your objective.



100x DRY



100x OIL

Pine, one year stem.

For a professional use, immersion oil is the recommended solution to get the best performance available from any 100x objective.

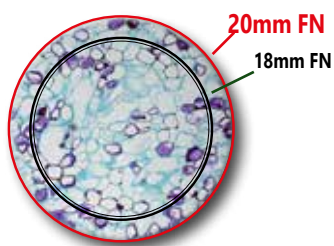
100x WATER



Entry-Level Lab Upright Microscopes

Laboratory Grade Optics, N-PLAN & IOS N-PLAN System

OPTIKA N-PLAN objectives ensure bright, clear images with excellent flatness and compensation for chromatic aberration. IOS Infinity-corrected optical system prevents image deterioration even if other optical components are added, such as polarizers, beamsplitters and so on.



Large Specimen View (20 mm Field Number)

The **F.O.V.** (field of view) is based on a comfortable diameter of 20 mm. This means that a wide area of the sample can be inspected and allows a natural and easy view, particularly needed in a laboratory environment.

Easy Transportation

B-290 has a carefully shaped design that gives stability and ease in the transportation. Thanks to the handle on the back, it can be safely moved around the classroom or the laboratory.



Get the most out of our accessories



M-666.290 Heating stage

Use the temperature controlled heating stage for specific applications where accurate temperature selection up to 50° C and programmable settings are needed. Requested in research arenas such as microbiology, biochemistry, material science, pharmacology, crystallographic characterization, surface quality control, and in all the temperature related inspections.

M-184 Darkfield condenser

With optional diaphragm M-184 you can easily obtain a darkfield view for dry objectives. M-184 can be placed directly under the condenser without the need of additional operations.

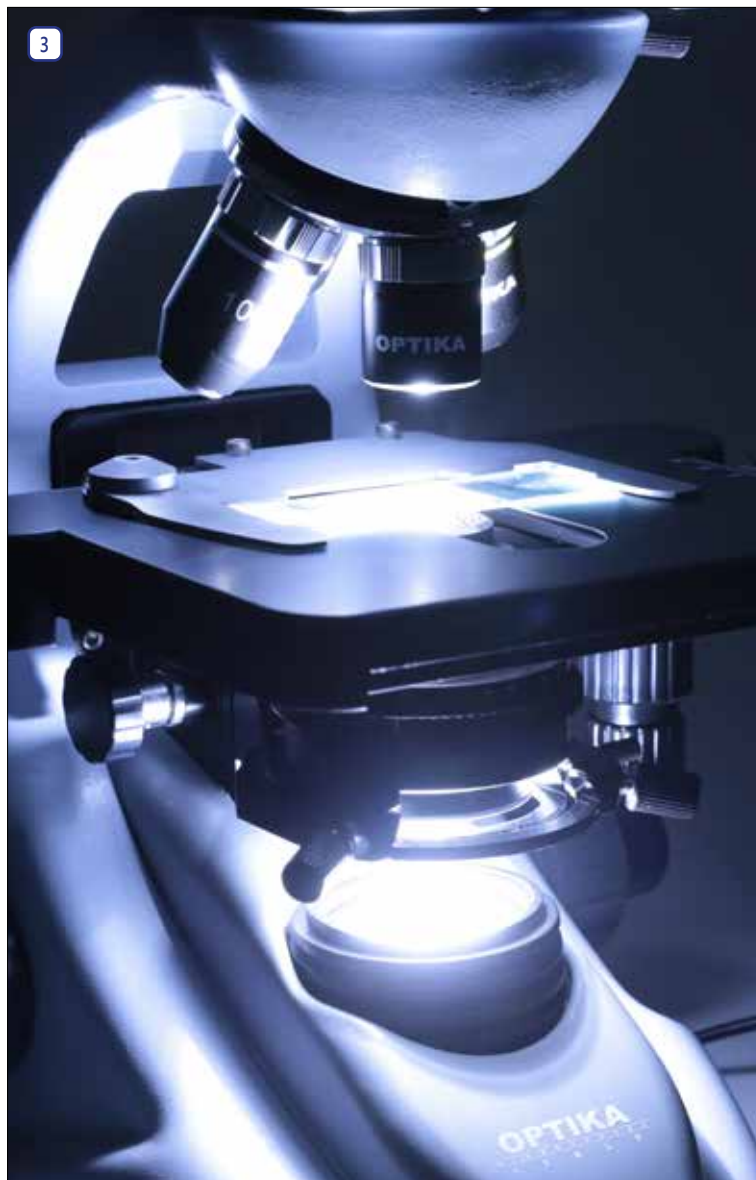
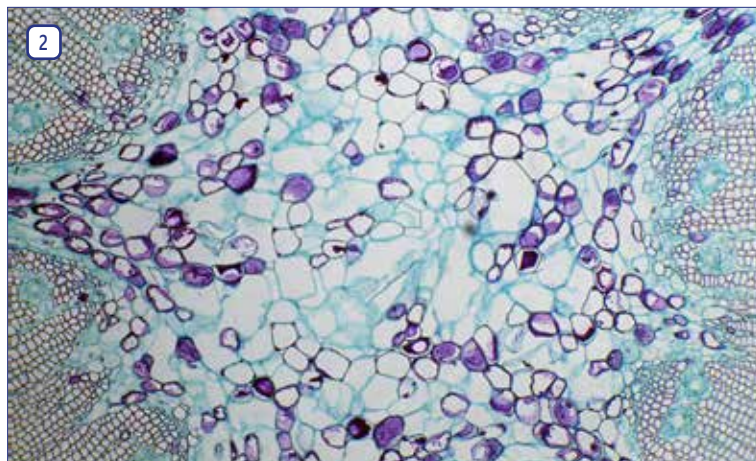


DARKFIELD CONDENSER

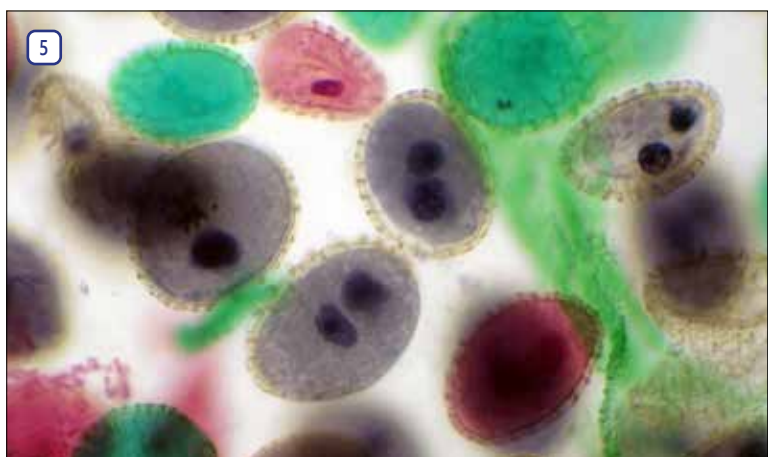
B-290 Series

Legend

1. B-290TB with 360° rotating tablet PC for discussion.
2. Pine, one year stem, with B-292 and 10x objective.
3. B-290 Series exclusive X-LED³ illumination system.
4. B-293 used by a teacher.
5. Lilly pollen, with B-292PLi and 20x objective.
6. Ascaris female, with B-293 and 40x objective.
7. Student setting the right focusing on a B-290TB.



Entry-Level Lab Upright Microscopes



B-290 Series - Brightfield Models

B-292



Binocular head with N-PLAN objectives, rackless stage and exclusive **X-LED³** for unmatched performance, powerful and uniform illumination.

Observation mode: Brightfield.

Head: Binocular, 30° inclined and 360° rotating. Interpupillary distance 48-75 mm.

Dioptric adjustment: On the left eyepiece tube.

Eyepieces: WF10x/20 mm, high eye-point and secured by screw.

Nosepiece: Quadruple revolving nosepiece, rotation on ball bearings.

Objectives:

N-PLAN 4x/0.10 N-PLAN 10x/0.25
N-PLAN 40x/0.65 N-PLAN 100x/1.25 (Oil/Water)
All with anti-fungus treatment.

Specimen stage: Double layer rackless mechanical sliding stage, 150x139 mm, 75x33 mm X-Y movement range. Vernier scale on the two axes, accuracy: 0.1 mm.

Focusing: Coaxial coarse and fine focusing mechanism with limit stop to prevent the contact between objective and specimen. Adjustable tension of coarse focusing knob.

Condenser: Abbe N.A. 1.25, with objective-coded iris diaphragm, focusable and centerable.

Illumination (Fixed Koehler type): X-LED³ with white 3.6 W LED (6,300 K) and light intensity control. Multi-plug 100-240Vac/6Vdc external power supply.

B-293



Trinocular head with N-PLAN objectives, rackless stage and exclusive **X-LED³** for unmatched performance, powerful and uniform illumination.

Observation mode: Brightfield.

Head: Trinocular (fixed, 50/50), 360° rotating and 30° inclined. Interpupillary distance 48-75 mm.

Dioptric adjustment: On the left eyepiece tube.

Eyepieces: WF10x/20 mm, high eye-point and secured by screw.

Nosepiece: Quadruple revolving nosepiece, rotation on ball bearings.

Objectives:

N-PLAN 4x/0.10 N-PLAN 10x/0.25
N-PLAN 40x/0.65 N-PLAN 100x/1.25 (Oil/Water)
All with anti-fungus treatment.

Specimen stage: Double layer rackless mechanical sliding stage, 150x139 mm, 75x33 mm X-Y movement range. Vernier scale on the two axes, accuracy: 0.1 mm.

Focusing: Coaxial coarse and fine focusing mechanism with limit stop to prevent the contact between objective and specimen. Adjustable tension of coarse focusing knob.

Condenser: Abbe N.A. 1.25, with objective-coded iris diaphragm, focusable and centerable.

Illumination (Fixed Koehler type): X-LED³ type with white 3.6 W LED (6,300 K) and light intensity control. Multi-plug 100-240Vac/6Vdc external power supply.

B-290 Series - Brightfield Models

B-292PLi



Binocular head with IOS N-PLAN (infinity corrected) objectives, rackless stage and exclusive **X-LED³** for incredibly bright illumination.

Observation mode: Brightfield.

Head: Binocular, 360° rotating and 30° inclined. Interpupillary distance 48-75 mm.

Dioptric adjustment: On the left eyepiece tube.

Eyepieces: WF10x/20 mm, high eye-point and secured by screw.

Nosepiece: Quadruple revolving nosepiece, rotation on ball bearings.

Objectives:

IOS N-PLAN 4x/0.10	IOS N-PLAN 10x/0.25
IOS N-PLAN 40x/0.65	IOS N-PLAN 100x/1.25 (Oil/Water)

All with anti-fungus treatment.

Specimen stage: Double layer rackless mechanical sliding stage, 150x139 mm, 75x33 mm X-Y movement range. Vernier scale on the two axes, accuracy: 0.1 mm.

Focusing: Coaxial coarse and fine focusing mechanism with limit stop to prevent the contact between objective and specimen. Adjustable tension of coarse focusing knob.

Condenser: Abbe N.A. 1.25, with objective-coded iris diaphragm, focusable and centerable.

Illumination (Fixed Koehler type): X-LED³ type with white 3.6 W LED (6,300 K) and light intensity control.
Multi-plug 100-240Vac/6Vdc external power supply.

B-293PLi



Trinocular head with IOS N-PLAN (infinity corrected) objectives, rackless stage and exclusive **X-LED³** for incredibly bright illumination.

Observation mode: Brightfield.

Head: Trinocular (fixed, 50/50), 360° rotating and 30° inclined. Interpupillary distance 48-75 mm.

Dioptric adjustment: On the left eyepiece tube.

Eyepieces: WF10x/20 mm, high eye-point and secured by screw.

Nosepiece: Quadruple revolving nosepiece, rotation on ball bearings.

Objectives:

IOS N-PLAN 4x/0.10	IOS N-PLAN 10x/0.25
IOS N-PLAN 40x/0.65	IOS N-PLAN 100x/1.25 (Oil/Water)

All with anti-fungus treatment.

Specimen stage: Double layer rackless mechanical sliding stage, 150x139 mm, 75x33 mm X-Y movement range. Vernier scale on the two axes, accuracy: 0.1 mm.

Focusing: Coaxial coarse and fine focusing mechanism with limit stop to prevent the contact between objective and specimen. Adjustable tension of coarse focusing knob.

Condenser: Abbe N.A. 1.25, with objective-coded iris diaphragm, focusable and centerable.

Illumination (Fixed Koehler type): X-LED³ type with white 3.6 W LED (6,300 K) and light intensity control.
Multi-plug 100-240Vac/6Vdc external power supply.

B-290TB - Digital Microscope with Camera & Tablet

B-290TB



3.1 MP Built-in camera and 10.8" Windows tablet PC with N-PLAN objectives, rackless stage and exclusive **X-LED³** for unmatched performance in illumination. Ideal for discussion group with 360° rotating tablet.

Observation mode: Brightfield.

Head: Binocular, 360° rotating and 30° inclined. Interpupillary distance from 48 to 75 mm; dioptic adjustment on left eyepiece. Built-in 3.1 MP camera.

Dioptic adjustment: On the left eyepiece tube.

Eyepieces: WF10x/20 mm, high eye-point and secured by screw.

Nosepiece: Quadruple revolving nosepiece, rotation on ball bearings.

Objectives:

N-PLAN 4x/0.10	N-PLAN 10x/0.25
N-PLAN 40x/0.65	N-PLAN 100x/1.25 (Oil/Water)

All with anti-fungus treatment.

Specimen stage: Double layer rackless mechanical sliding stage, 150x139 mm, 75x33 mm X-Y movement range. Vernier scale on the two axes, accuracy: 0.1 mm.

Focusing: Coaxial coarse and fine focusing mechanism with limit stop to prevent the contact between objective and specimen. Adjustable tension of coarse focusing knob.

Condenser: Abbe N.A. 1.25, with objective-coded iris diaphragm, focusable and centerable.

Illumination (Fixed Koehler type): X-LED³ type with white 3.6 W LED (6,300 K) and light intensity control. Multi-plug 100-240Vac/6Vdc external power supply.



PATENTED



UNIQUE FEATURES

- » Simultaneous camera & power connection
- » Equipped with the latest Windows OS & Intel processor
- » Easily detachable, can be used as a laptop (keyboard sold separately)

B-290TB - Digital Microscope with Camera & Tablet

The latest OPTIKA digital microscopes with Windows tablet PC open new microscopy horizons, combining high-end optics with innovative digital technology for microscopic imaging. B-290TB includes a 3MP camera with a 10.1" Windows tablet. View, capture, analyze and share your images with simplicity and reliability.

TABLET TECHNICAL SPECIFICATIONS

Model	Tablet 10.8"
Operating System	Windows 10 32-bit
Language	Multilanguages already installed
Image capturing software	OPTIKA Vision lite
CPU	Intel® Atom™ Z3735F, Quad core
CPU speed	1.44 GHz
Graphics Card	Intel® HD Graphics 3D Accelerator
Memory	Ram 2,048 GB DDR3L
LCD display	LED 10.1" IPS Multi Touch Screen
LCD resolution	1920 x 1280, 16/10 (WXGA)
Storage	HDD 64GB
Network	Wireless, Bluetooth 4.0
Input/output ports	Micro USB-B - USB - Microphone - MicroSD card reader Mini HDMI - Head-phone
Control Buttons	Auto rotate off, volume control
Battery Technology	Lithium-ion battery, 2x cell
Battery capacity	8400 mAh
Max load	15 W
Dimensions	Thickness 10,5 mm, Height 17,4 cm, Width 25,7 cm
Weight	720 g
Cables included	USB-B to USB-A / OTG cable (Micro USB-B to USB-A)
Also included	Instruction manual, touch pen.

CAMERA TECHNICAL SPECIFICATIONS

Digital camera resolution	3MP
Signal output	USB 2.0
Sensor Size	1/2.5"
Sensor technology	CMOS
Image format	4\3
Full Image size	2048 x 1536
Pixel size	2.2 x 2.2 micron
Frame rate full resolution	5 frames\sec
Frame rate other resolutions	8 fps (1280x1024) - 30 fps (640x480)
Automatic White Balance	Auto - Man
Automatic Gain Control	Auto - Man
Automatic Back light control	Auto - Man
Exposure control	Auto - Man

Intuitive, Yet Powerful Software

Simple and user-friendly, ideal for students and experienced users.



360° Rotating & Tilting



Detachable



TB-KBD1 - Accessory keyboard for tablet

2 B-290LD - LED Fluorescence Microscopes



Fluorescence binocular and trinocular microscopes especially designed for tuberculosis and malaria analysis.

Observation mode: Brightfield.

Head: Binocular or trinocular, 360° rotating and 30° inclined. Interpupillary distance 48-75mm.

Dioptric adjustment: On the left eyepiece tube.

Eyepieces: WF10x/20 mm, high eye-point and secured by a screw.

Nosepiece: Quadruple revolving nosepiece, rotation on ball bearings.

Specimen stage: Double layer rackless mechanical sliding stage, 150x139 mm, 75x33 mm X-Y movement range. Vernier scale on the two axes, accuracy: 0.1 mm.

Focusing: Coaxial coarse and fine focusing mechanism with limit stop to prevent the contact between objective and specimen. Adjustable tension of coarse focusing knob.

Condenser: Abbe N.A. 1.25, with objective-coded iris diaphragm, focusable and centerable.

Brightfield Illumination (Fixed Koehler type): X-LED³ with white 3.6 W LED (6,300 K) and light intensity control. Multi-plug 100-240Vac/6Vdc external power supply.

Fluorescence Illumination: Extra efficiency LED, with light intensity control. Peak wavelength: 465 nm, Power: 3.6W.

Epi Fluorescence Attachment: Slider with 3 positions (2 fluorescence, 1 brightfield), with 1 included filterset: Fluorescence B: EX 460-490, DM 505, EM 515LP: Acridine Yellow, Acridine Orange, Auramine, DiO, DTAF, FITC, GFP, YFP, etc.

Part number: B-292LD1.50

Equipped with binocular head and following objectives:
 IOS N-PLAN 10x/0.25 (Cover/No Cover), with anti-fungus treatment
 IOS N-PLAN 20x/0.40 (Cover/No Cover), with anti-fungus treatment
 IOS N-PLAN 40x/0.65 (Cover/No Cover), with anti-fungus treatment
 IOS W-PLAN MET 50x/0.75 (No Cover), with anti-fungus treatment.

Part number: B-293LD1.50

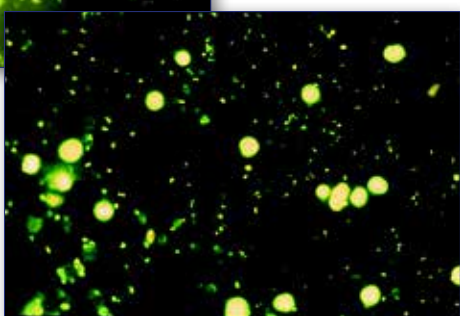
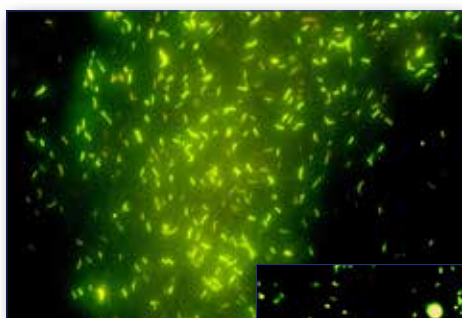
Trinocular version of B-292LD1.50.

Part number: B-292LD1

Equipped with binocular head and following objectives:
 IOS N-PLAN 10x/0.25 (Cover/No Cover), with anti-fungus treatment
 IOS N-PLAN 20x/0.40 (Cover/No Cover), with anti-fungus treatment
 IOS N-PLAN 40x/0.65 (Cover/No Cover), with anti-fungus treatment
 IOS W-PLAN 100x/0.80 (No Cover, Dry), with anti-fungus treatment.

Part number: B-293LD1

Trinocular version of B-292LD1.



Standard filterset

Name	Excitation filter (nm)	Dichroic mirror cut-off (nm)	Emission filter (nm)
B (Blue)	460 – 490	505	515LP

B-290 Series - Comparison Chart

Model	Head	Eyepieces	Nosepiece	Objectives	Stage	Focusing	Condenser	Illumination
B-292	Binocular, 30° inclined, 360° rotating	WF 10x/20	Quadruple, reversed	N-PLAN 4x, 10x, 40x, 100x (oil/water)	Double layer, 150x139 mm, moving range 75x33 mm, X-axis rackless	Coaxial coarse and fine, limit stop	Abbe N.A. 1.25, iris diaphragm, focusable and centrabale	3.6 W X-LED ³ , brightness control. Fixed Koehler
B-292PLi	Binocular, 30° inclined, 360° rotating	WF 10x/20	Quadruple, reversed	IOS N-PLAN 4x, 10x, 40x, 100x (oil/water)	Double layer, 150x139 mm, moving range 75x33 mm, X-axis rackless	Coaxial coarse and fine, limit stop	Abbe N.A. 1.25, iris diaphragm, focusable and centrabale	3.6 W X-LED ³ , brightness control. Fixed Koehler
B-293	Trinocular, 30° inclined, 360° rotating	WF 10x/20	Quadruple, reversed	N-PLAN 4x, 10x, 40x, 100x (oil/water)	Double layer, 150x139 mm, moving range 75x33 mm, X-axis rackless	Coaxial coarse and fine, limit stop	Abbe N.A. 1.25, iris diaphragm, focusable and centrabale	3.6 W X-LED ³ , brightness control. Fixed Koehler
B-293PLi	Trinocular, 30° inclined, 360° rotating	WF 10x/20	Quadruple, reversed	IOS N-PLAN 4x, 10x, 40x, 100x (oil/water)	Double layer, 150x139 mm, moving range 75x33 mm, X-axis rackless	Coaxial coarse and fine, limit stop	Abbe N.A. 1.25, iris diaphragm, focusable and centrabale	3.6 W X-LED ³ , brightness control. Fixed Koehler
B-290TB	Binocular, 30° inclined, 360° rotating, with tablet	WF 10x/20	Quadruple, reversed	N-PLAN 4x, 10x, 40x, 100x (oil/water)	Double layer, 150x139 mm, moving range 75x33 mm, X-axis rackless	Coaxial coarse and fine, limit stop	Abbe N.A. 1.25, iris diaphragm, focusable and centrabale	3.6 W X-LED ³ , brightness control. Fixed Koehler

Model	Head	Eyepieces	Nosepiece	Objectives	Stage	Condenser	Fluorescence	Illumination
B-292LD1.50	Binocular, 30° inclined, 360° rotating	WF 10x/20	Quadruple, reversed	IOS N-PLAN 10x, 20x, 40x. W-PLAN MET 50x	Double layer, 150x139 mm, moving range 75x33 mm, X-axis rackless	Abbe N.A. 1.25, iris diaphragm, focusable and centrabale	3.6 W Fluo LED; Blue Filterset	3.6 W X-LED ³ , brightness control
B-292LD1	Binocular, 30° inclined, 360° rotating	WF 10x/20	Quadruple, reversed	IOS N-PLAN 10x, 20x, 40x. W-PLAN 100x (dry)	Double layer, 150x139 mm, moving range 75x33 mm, X-axis rackless	Abbe N.A. 1.25, iris diaphragm, focusable and centrabale	3.6 W Fluo LED; Blue Filterset	3.6 W X-LED ³ , brightness control
B-293LD1.50	Trinocular, 30° inclined, 360° rotating	WF 10x/20	Quadruple, reversed	IOS N-PLAN 10x, 20x, 40x. W-PLAN MET 50x	Double layer, 150x139 mm, moving range 75x33 mm, X-axis rackless	Abbe N.A. 1.25, iris diaphragm, focusable and centrabale	3.6 W Fluo LED; Blue Filterset	3.6 W X-LED ³ , brightness control
B-293LD1	Trinocular, 30° inclined, 360° rotating	WF 10x/20	Quadruple, reversed	IOS N-PLAN 10x, 20x, 40x. W-PLAN 100x (dry)	Double layer, 150x139 mm, moving range 75x33 mm, X-axis rackless	Abbe N.A. 1.25, iris diaphragm, focusable and centrabale	3.6 W Fluo LED; Blue Filterset	3.6 W X-LED ³ , brightness control

Optical performance B-292, B-293 and B-290TB

Eyepiece		10x (M-160)			15x (M-161)		20x (M-162)	
Field number (mm)		20			16		10	
Objective	N.A.	W.D (mm)	Total magnification	Field of View (mm)	Total magnification	Field of View (mm)	Total magnification	Field of View (mm)
4x (N-PLAN 160 mm)	0.10	15.20	40x	5	60x	4	80x	2.5
10x (N-PLAN 160 mm)	0.25	5.50	100x	2	150x	1.6	200x	1
20x (N-PLAN 160 mm)	0.40	5.00	200x	1	300x	0.8	400x	0.5
40x (N-PLAN 160 mm)	0.65	0.45	400x	0.5	300x	0.4	800x	0.25
60x (N-PLAN 160 mm)	0.80	0.13	600x	0.33	900x	0.26	1200x	0.16
100x (N-PLAN 160 mm)	1.25 (oil/water)	0.13	1000x	0.2	1500x	0.16	2000x	0.1

Optical performance B-292PLi, B-293PLi and LD models

Eyepiece		10x (M-160)			15x (M-161)		20x (M-162)	
Field number (mm)		20			16		10	
Objective	N.A.	W.D (mm)	Total magnification	Field of View (mm)	Total magnification	Field of View (mm)	Total magnification	Field of View (mm)
4x (IOS N-PLAN)	0.10	16.80	40x	5	60x	4	80x	2.5
10x (IOS N-PLAN)	0.25	5.80	100x	2	150x	1.6	200x	1
20x (IOS N-PLAN)	0.40	5.10	200x	1	300x	0.8	400x	0.5
40x (IOS N-PLAN)	0.65	0.43	400x	0.5	300x	0.4	800x	0.25
50x (IOS W-PLAN MET, no cover)	0.75	0.32	500x	0.4	750x	0.32	1000x	0.2
60x (IOS N-PLAN)	0.80	0.14	600x	0.33	900x	0.26	1200x	0.16
100x (IOS N-PLAN)	1.25 (oil/water)	0.13	1000x	0.2	1500x	0.16	2000x	0.1
100x (IOS W-PLAN, no cover)	0.80 (dry)	3.20	1000x	0.2	1500x	0.16	2000x	0.1

B-290 Series - Accessories

Eyecups & Eyepieces

M-001	Huygens 5x eyepiece
M-008.1	WF10x/20 eyepiece, high eyepoint, with pointer, rubber cup
M-160	EW10x/20 eyepiece, high eyepoint, with rubber cup
M-161	EW15x/16 eyepiece, with rubber cup
M-162	WF20x/10 eyepiece
M-163	EW10x/20 micrometric eyepiece, high eyepoint, with rubber cup

Objectives & Additional Lenses

N-PLAN

M-164	N-PLAN objective 4x/0.10
M-165	N-PLAN objective 10x/0.25
M-166	N-PLAN objective 20x/0.40
M-167	N-PLAN objective 40x/0.65
M-168	N-PLAN objective 60x/0.85
M-169	N-PLAN objective 100x/1.25 (oil)

IOS N-PLAN

M-144	IOS N-PLAN objective 4x/0.10
M-145	IOS N-PLAN objective 10x/0.25
M-146	IOS N-PLAN objective 20x/0.40
M-147	IOS N-PLAN objective 40x/0.65
M-149	IOS N-PLAN objective 60x/0.80
M-148	IOS N-PLAN objective 100x/1.25 (oil)

IOS W-PLAN

M-634.1	IOS W-PLAN objective 50x/0.95 (oil)
M-1120.N	IOS W-PLAN PH objective 10x/0.25
M-1121.N	IOS W-PLAN PH objective 20x/0.40
M-1122.N	IOS W-PLAN PH objective 40x/0.65
M-335	IOS W-PLAN MET objective 50x/0.75
M-698.2	IOS W-PLAN MET objective 100x/0.80 (dry)

Stages

M-175	Rotating stage for polarising set (for 150x139mm rackless stage)
M-666.290-EU	Heating stage (on newly purchased microscopes, for 150x139mm), EU
M-666.290-UK	Heating stage (on newly purchased microscopes, for 150x139mm), UK
M-666.290-US	Heating stage (on newly purchased microscopes, for 150x139mm), US
M-666.290-SW	Heating stage (on newly purchased microscopes, for 150x139mm), CH

Condensers & Filters

M-174	Polarising set (filters only)
M-184	Darkfield stop for condenser
M-971	Plane-concave mirror, with base
M-975	Blue filter, 45mm diameter
M-977	Green filter, 45mm diameter
M-979	Yellow filter, 45mm diameter
M-989	Frosted glass filter, 45mm diameter
M-1124.1	Brightfield condenser (with phase slider slot) (except for B-292, B-293 and B-290TB)
M-1124.NO	Phase contrast condenser with insert slide 10x/20x-40x (except for B-292, B-293 and B-290TB)

Camera Adapters

M-114	0.5x C-Mount projection lens
M-115	0.35x C-Mount projection lens
M-118	0.75x C-Mount projection lens
M-173	Photo adapter for APS-C and full frame reflex cameras (trino head)

Miscellaneous

15104	Cleaning kit
15008	Immersion oil, 10ml
15009	Immersion oil, 100ml
DC-002	Plastic dust cover, medium, 490(l)x490(h) mm (except for B-290TB)
DC-003	TNT dust cover, medium, 600(l)x550(h) mm (only for B-290TB)
TB-KBD1	Keyboard for tablet (only for B-290TB)
M-005	Micrometric slide, 26x76mm, with 2 scales (1mm/100 & 10mm/100)
M-069	Solar charger
M-1380	Centering telescope, 23mm diameter (except for B-292, B-293 and B-290TB)
VP-290	IQ/OQ/PQ manual for B-290 series
VP-TB	IQ/OQ/PQ manual for TB series

M-069 - Solar charger

Included battery: rechargeable – Lithium-Poly.
Capacity: 2500 mAh. - Output voltage: 5 Vdc.
Autonomy: over 6 hours at medium intensity (X-LED³).
Charging models: with solar panel (12h),
with external USB power supply (2.5h)



15104 - Cleaning kit

It cleans glass quickly and effectively, without leaving residue or odor. Ideal for precision lens or prism cleaning.



How to connect the cameras to our microscopes.

Please refer to the Adapter reference list on Digital section.

v 2.1.0 - OPTIKA reserves the right to make corrections, modifications, enhancements, improvements and other changes to its products at any time without notice.

Headquarters and Manufacturing Facilities

OPTIKA® S.r.l. Via Rigla, 30 - 24010 Ponteranica (BG) - ITALY - Tel.: +39 035.571.392 - info@optikamicroscopes.com

Optika Sales branches

OPTIKA® Spain spain@optikamicroscopes.com
OPTIKA® China china@optikamicroscopes.com
OPTIKA® India india@optikamicroscopes.com

OPTIKA® USA usa@optikamicroscopes.com
OPTIKA® Central America camerica@optikamicroscopes.com